

Alex Miles
+ Tony Basic

Alex Miles Pty Ltd
Design & Creative Direction
25 Norwood Ave
Taroona 7053
M 0438 041860
alex@Alexmiles.com.au
www.alexmiles.com.au

City of Hobart Lenah Valley Project

Development

Job No: HCC003
File: hcc_lenahvalley_oview
Date: 28.11.2017
© Alex Miles Nov 2017

Lenah Valley Project inspiration

In this place...

...I've been selling flowers for 15 years
...I deliver the paper every saturday morning
...we raised 3 children
...there was an orchard
...good things happen
...I met my wife
... you have the best view of the mountain
...nothing changes and everything changes

A story starter for Lenah Valley residents to share stories and feelings about their local community.



Introduction

In this place is a public art project inspired by, and designed for, the Lenah Valley community.

The project aims to connect residents through a sharing of stories, memories and responses to life in Lenah Valley, and to reinvigorate the Augusta Road retail precinct through a series of painted works, light works and architectural interventions inspired by their stories.

The project will compliment and integrate with the proposed redevelopment of the main retail precinct and will be staged to dovetail with the public works schedule.

Stage 1: Call to action and installation of hero mural (September 2017)

Stage 2: Fabrication of customised infrastructure (Late 2017/early 2018)

Stage 3: Installation of customised infrastructure (Early 2018)

Stage 4: Installation of works on existing infrastructure (Early 2018)

Call to action

The first stage of the project will involve a call for responses from people who live and work in Lenah Valley via a postcard and online promotion.

Postcards will be hand-delivered by the artists to residential streets in Lenah Valley. They will also be available in local businesses, community centres and schools.

Poster: Participating groups will be given an A3 poster to promote the project, and a box to collect responses.

Online: We will set up a basic online presence via Your Say where people can find out more about the project and submit their responses. The project can also be promoted via facebook.

Mural: To promote the project and generate interest we will begin work on one of the larger murals on the side wall of Whisk and Co cafe. It will feature a giant kangaroo.

The postcards will be collected at the end of October.

Lenah Valley Project Call to action: Postcard/poster/stencil

Scale 1:2

A3 Poster

To place in window of participating businesses.

Postcard

letter box drop and left at local businesses

Completed cards collected after 1 month from participating businesses



We would like to hear from you.

We are collecting stories from Lenah Valley locals to incorporate into public artworks for the Lenah Valley Retail Precinct Upgrade.

If you have a memory, story or tall tale about life and work in Lenah Valley that you would like to share, please take a free *In this Place* post card, write a few words and drop it in to one of the following businesses on Augusta Road by 31 October 2017.

Lenah Valley Newsagency and Post Office, Lenah Valley Medical Centre, Whisk & Co, Augusta Road Pharmacy.

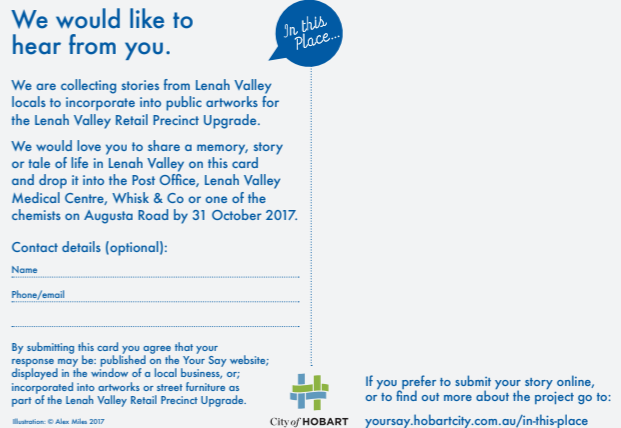
If you prefer to submit your story online, or to find out more about the project go to:
yoursay.hobartcity.com.au/in-this-place



City of **HOBART**

Illustration: © Alex Miles 2017

A3 poster



We would like to hear from you.


We are collecting stories from Lenah Valley locals to incorporate into public artworks for the Lenah Valley Retail Precinct Upgrade.

We would love you to share a memory, story or tale of life in Lenah Valley on this card and drop it into the Post Office, Lenah Valley Medical Centre, Whisk & Co or one of the chemists on Augusta Road by 31 October 2017.

Contact details (optional):
Name _____
Phone/email _____

By submitting this card you agree that your response may be: published on the Your Say website; displayed in the window of a local business, or; incorporated into artworks or street furniture as part of the Lenah Valley Retail Precinct Upgrade.

If you prefer to submit your story online, or to find out more about the project go to:
yoursay.hobartcity.com.au/in-this-place



City of **HOBART**

postcard


Lenah Valley Project

Call to action: Student contribution

Approx 1:10

Student activity sheet

A variation on the postcard, the activity sheet is designed to give children at local schools the opportunity to participate in the project. The questions are designed to prompt discussion with family and friends and there is an option to draw a picture for those who prefer or haven't learnt to write yet.



First name:

Grade:

What is the best thing about Lenah Valley?


What is your favorite thing to do in Lenah Valley?

What was Lenah Valley like 30 years ago?
(Ask your family and friends)

What will Lenah Valley be like in 30 years?

Do you have a story about Lenah Valley that you would like to share?
(If you need more space you can write on the back or draw a picture)

yoursay.hobartcity.com.au/in-this-place



City of HOBART

Lenah Valley Project
Call to action:
Hero Mural



Display

After 4 weeks, responses will be collected, edited and displayed in a prominent position somewhere in the retail precinct.

Window: a temporary display of select responses in the form of a vinyl window adhesive (pending approval from shop owner).

Online: Stories will remain on the Your Say page for the duration of the works.

Lenah Valley Project

Temporary display of responses

Once collected, we propose a temporary display of responses in one or more shop windows.

This will take the form of a vinyl window adhesive in Whisk & Co (if Danni is willing) and a series of large format plotter prints in the windows of the new cafe next door (if owner is willing).



Lenah Valley Project Display - vinyl

Approx 1:10

Location: Side window of Whisk & Co
(if permitted)

Application: White face-mounted adhesive
vinyl

Cut and applied to inside of window
Approx dimensions 2000h x 1600w mm
Featuring various responses from residents.

All the Malters used to get together
for morning and afternoon teas
and the children would join in
after school. Wonderful spread of food!
Everyone helped everyone else
in times of need.
It was an idyllic childhood
in Lenah Valley.

In this
Place...

Swimming as a kid in
the waterhole.

Every summer as a child, my friends
and I would all go to the water hole
up in the rivulet, far up along Lenah
Valley Road. We would spend hours
swimming and exploring the
surrounding forest, finding animals,
fish and secret meeting places. We
would stay until dusk, then we would
all wander home slowly only to
repeat it all the next day. These
memories are some of the happiest
of my life.

When I ^{was eight!} first came to Lenah Valley I knew
I'd found my home. I was surrounded by
light and color.

Silver clear waters flow down the side of the mountain,
rippling over pebbles and boulders, through the bush and
past the houses, eventually making their way down the
creek to the river; from the mountain whose paths I have
walked, to that river in which I have swum.

"The Toy Doctor" in Lenah Valley
was operated for 40 years
Joyce repaired dolls, teddy toys,
rocking horses, dolls, frames
and antiques. People came
from all over the state.



Love
living here!

A blind-in-one eye wallaby -
as well as a pademelon -
visit my garden most nights. I
leave out some lettuce, carrots +
apples for him in the hope he won't
eat too many of my plants! He
loves geraniums and pelargoniums so I've
put a little fence around those!
We co-exist happily and he brings
much joy into my life.

Works

Inspired by the stories collected, we will create a series of wall works and architectural interventions that explore and celebrate local themes:

Community - characters, events, cultural diversity

Family - generations, relationships

Work/Play - local business, sport, parks, gardens

Education - Lenah Valley Primary School

Health - medical centres, chemists, hospital

Environment - the mountain, the rivulet,

Industry - milk factory, brickworks

Historical - Acanthe, the tramway, the Kangaroo Inn

The works will include surface treatments to new infrastructure, stand-alone works and painted interventions on existing infrastructure. All were designed to compliment and integrate with the new streetscape design and help promote a village atmosphere.

Lenah Valley Project Works: Locations

Approx 1:500



Call to action mural

1. Hero Mural

Surface treatment to new infrastructure

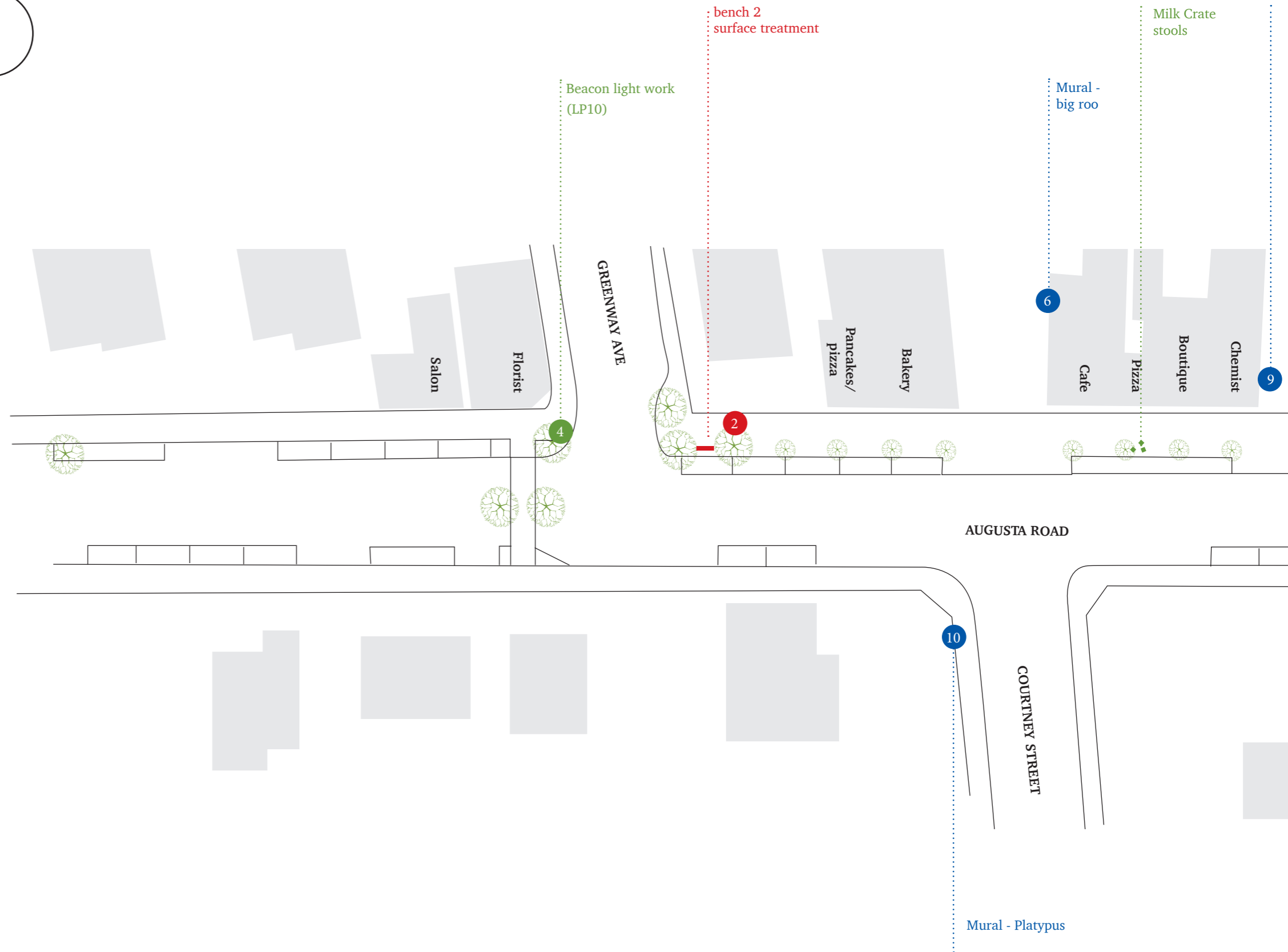
2. Seating surface treatment (x 3)
3. Bus shelter surface treatment (x 2)

Stand-alone works

4. Beacon light work
5. Milk crate stools

Murals on existing infrastructure

6. Mural - big roo
7. Mural - Farmer + cow
8. Small mural - orchard detail
9. Small mural - dog detail
10. Small mural - platypus



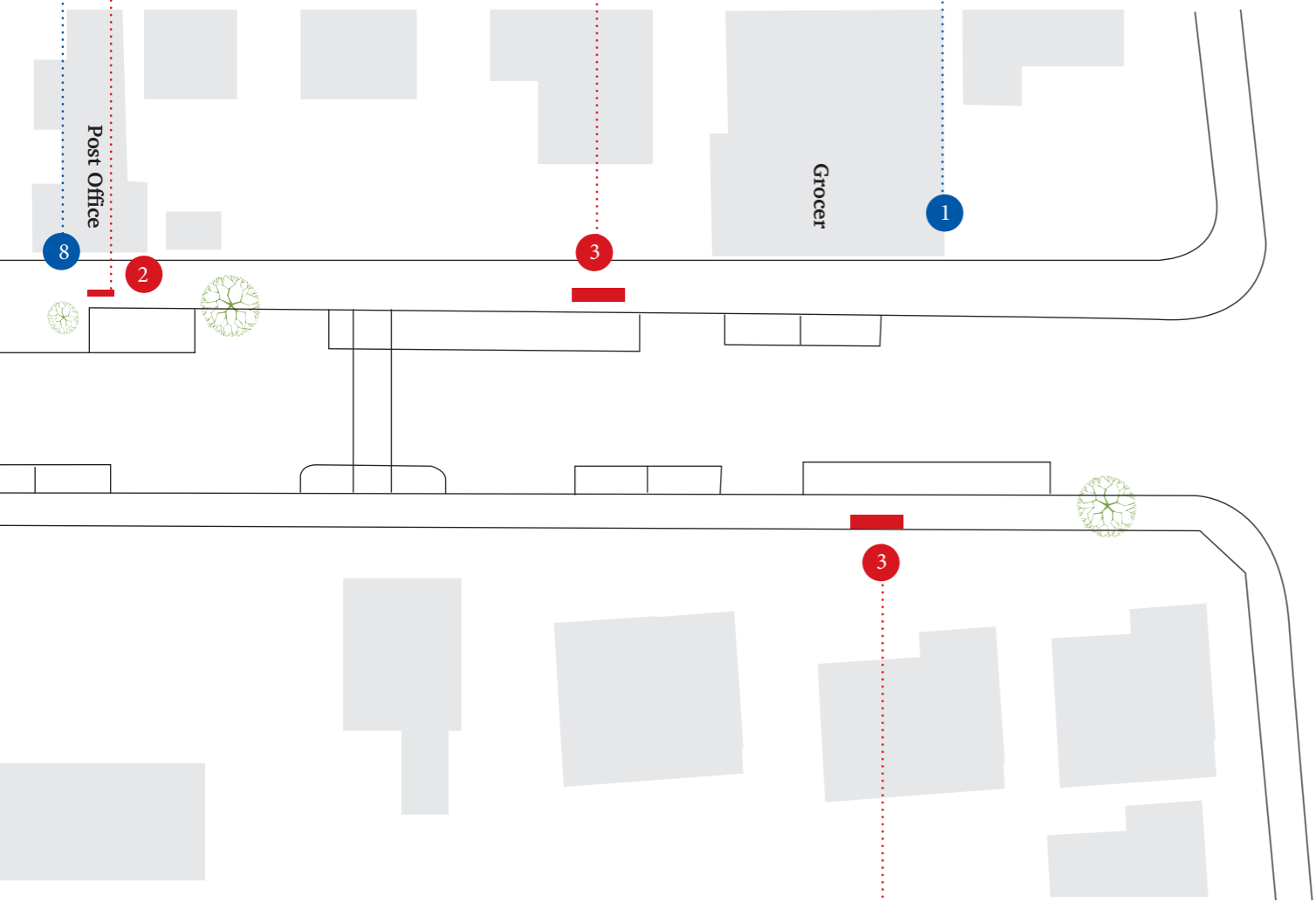
Small mural - dog

Small mural - orchard

bench 6 surface treatment

bus shelter surface treatment

hero mural



GIBLIN STREET

bus shelter work

bench 7 surface treatment



GIBLIN STREET

Mural - TBC

AUGUSTA ROAD

Surface treatment to new infrastructure

Surface works to be incorporated into the designs for 3 new concrete bench seats and 2 bus shelters.
We will supply artwork to specification for the pieces to be applied, and HCC will manage budget, production and installation as part of the overall project.

Lenah Valley Project

Bench 'Seat 2'

Artwork

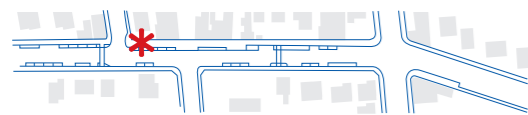
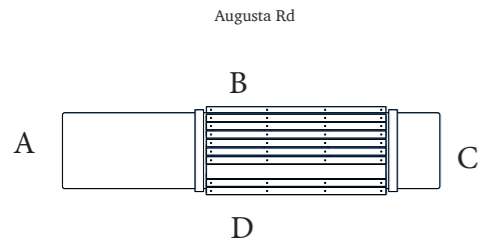
Location: outside residence on Greenway Ave

Application

Graphic sandblasted to surface
 Cups and spoon Infill painted to match
 dulux Intensity reef
 Words laser engraved to 2 x timber slats

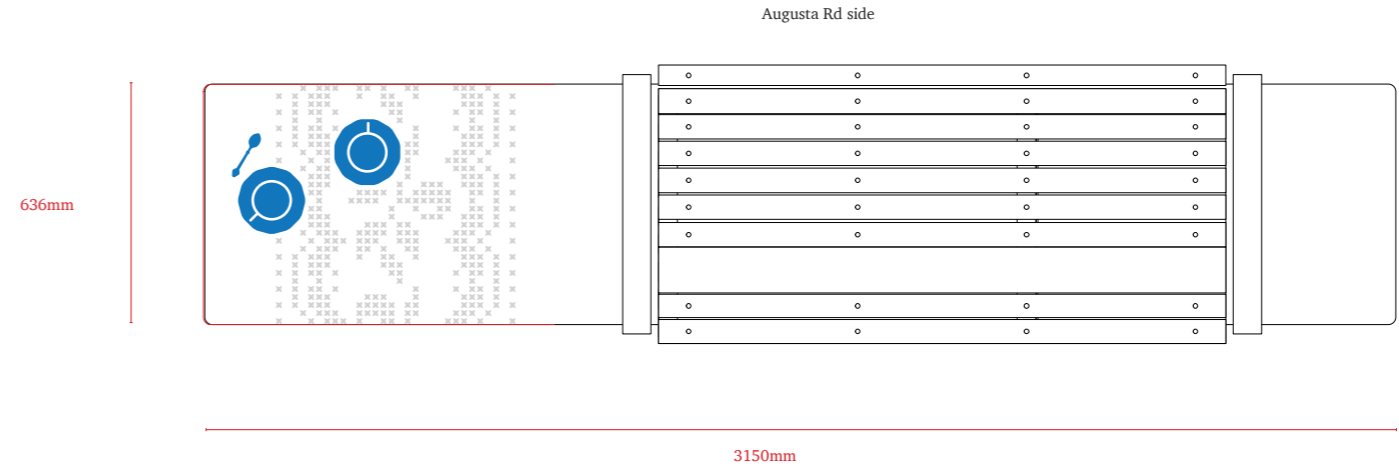
Production note: infill paint to be completed
 prior to removing vinyl sandblast stencil

The house I live in is truly a family home. Although it is a modest weatherboard structure, it is filled with love and memories of five generations of women and their families.

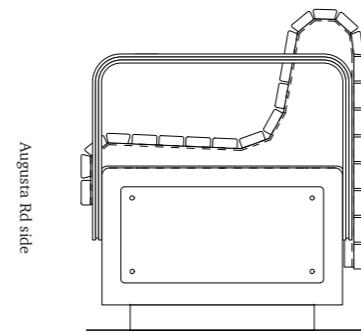


Job No: HCC003
 File: hcc_lenahvalley_oview
 Date: 28.11.2017
 © Alex Miles Nov 2017

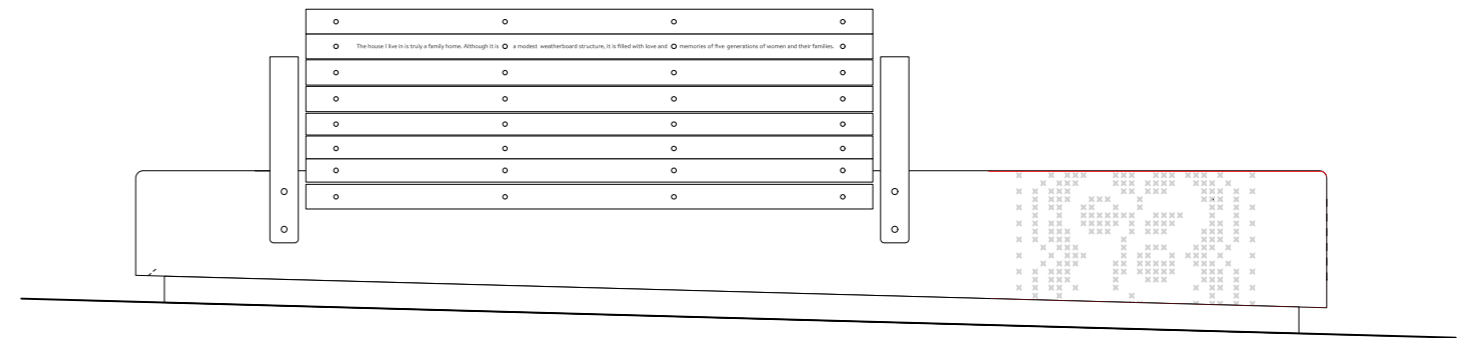
Top



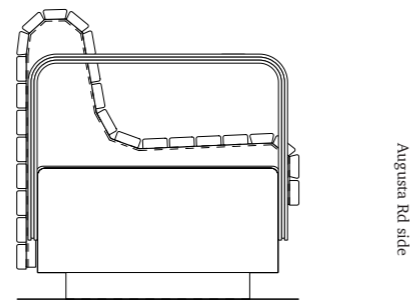
Face A



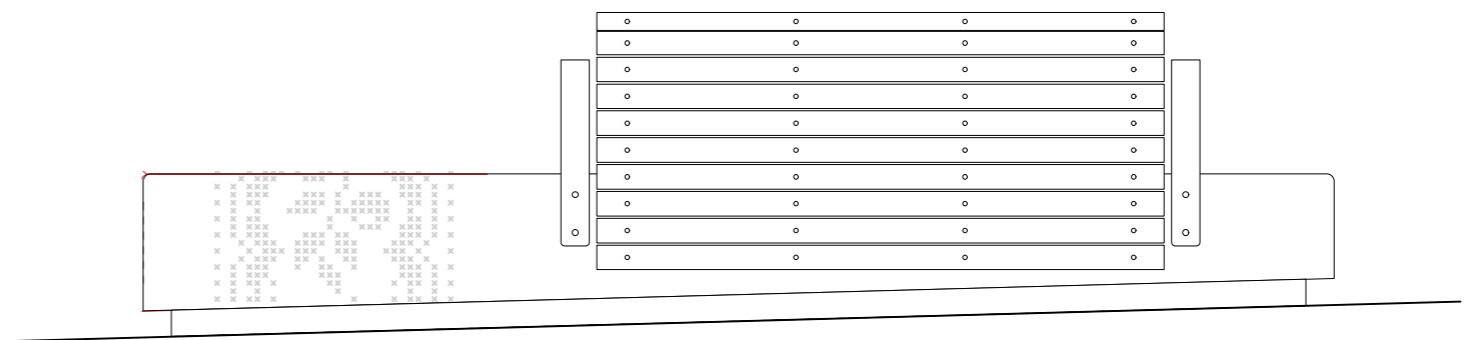
Face B



Face C



Face D



Lenah Valley Project

Bench 'Seat 6'

Artwork

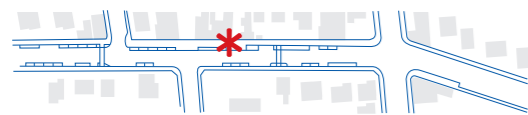
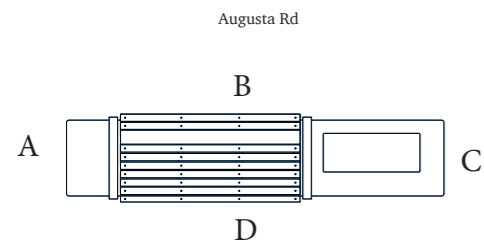
Location: outside Post Office

Application

Graphic sandblasted to surface
 Frog infill painted to match
 dulux Intensity Reef
 Words routed to timber slat

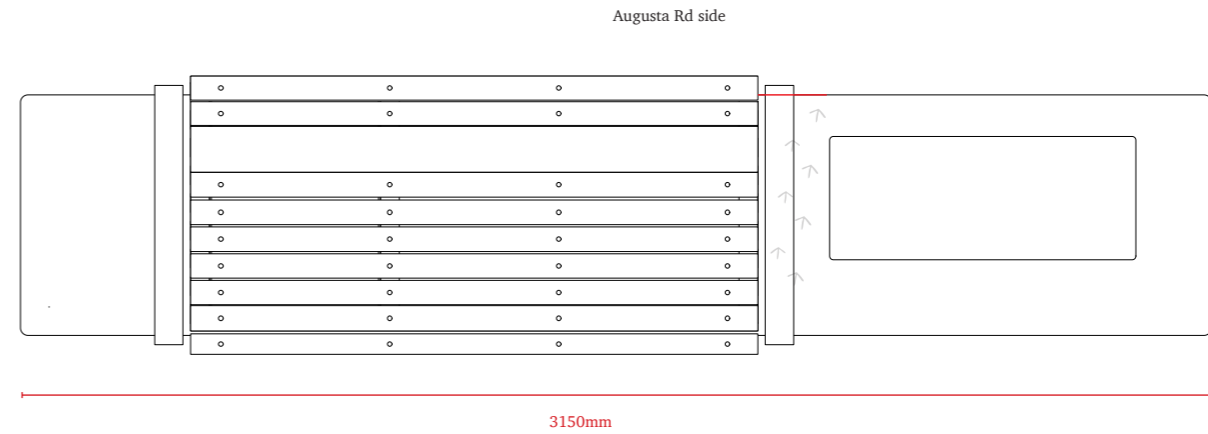
Production note: infill paint to be completed
 prior to removing vinyl sandblast stencil

*I live at the end of Giblin Street.
 It's full of life – wattle birds and plovers
 calling, geese cackling, possums arguing
 and frogs in spring. Nature's orchestra
 led by a donkey called Rosie.*

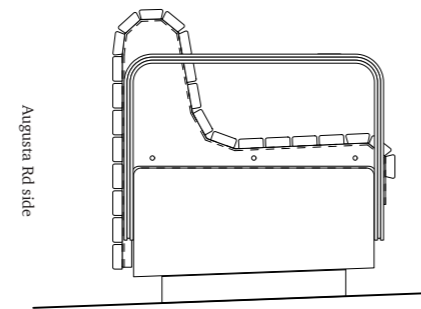


Job No: HCC003
 File: hcc_lenahvalley_oview
 Date: 28.11.2017
 © Alex Miles Nov 2017

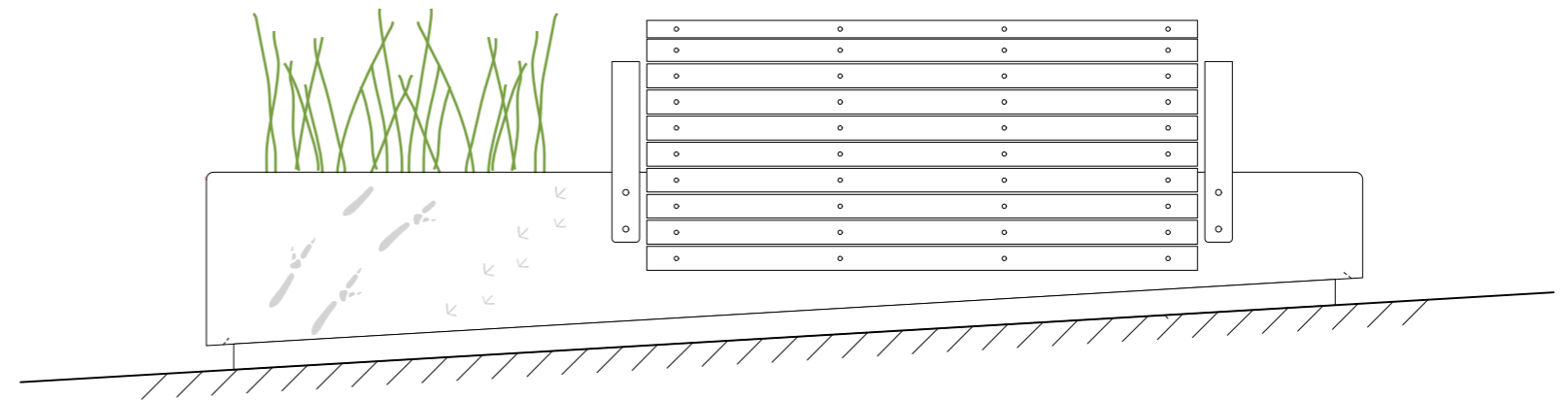
Top



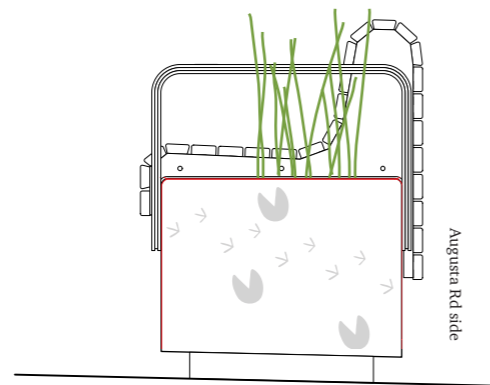
Face A



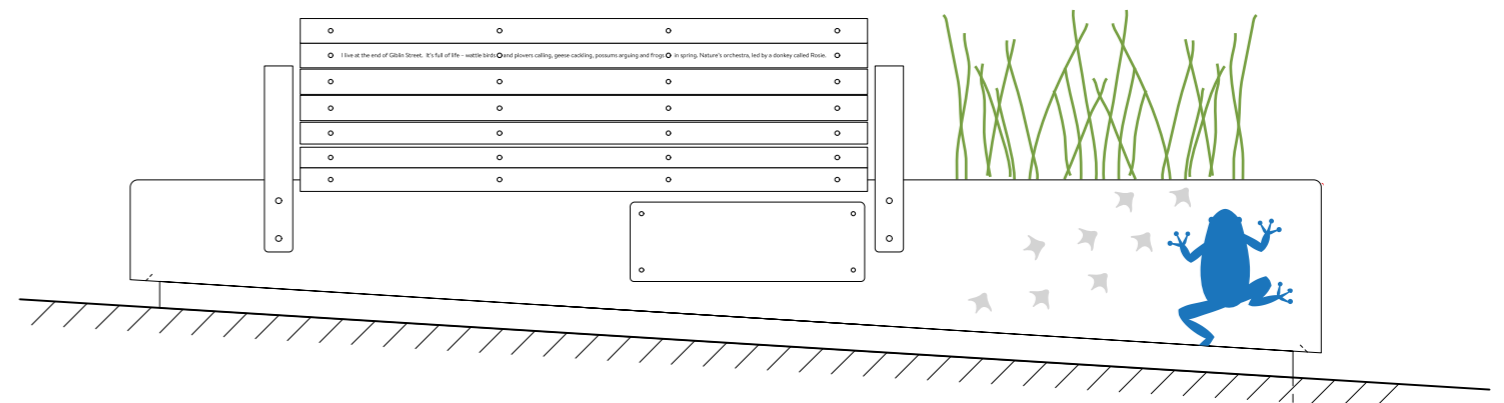
Face B



Face C



Face D



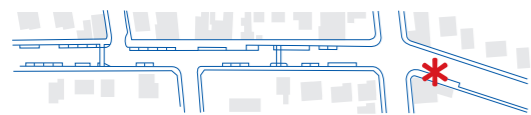
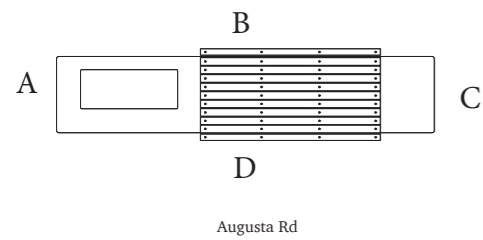
Lenah Valley Project Bench 'Seat 7' Artwork

Location: outside grocer on Giblin St

Application

Graphic sandblasted to surface
 medal and tools infill painted to match
 dulux Intensity Reef
 Words routed to timber slat

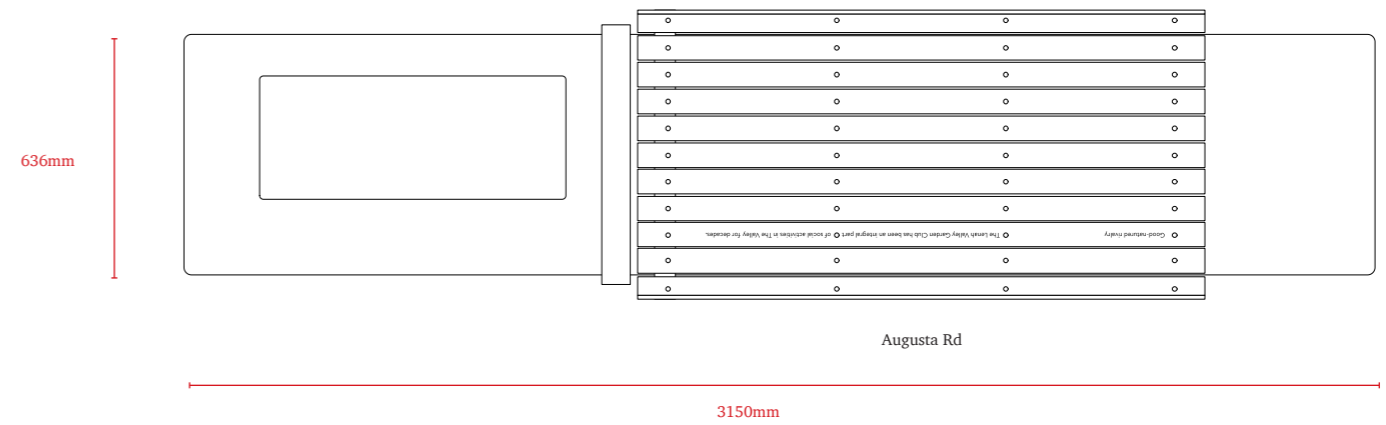
Production note: infill paint to be completed
 prior to removing vinyl sandblast stencil



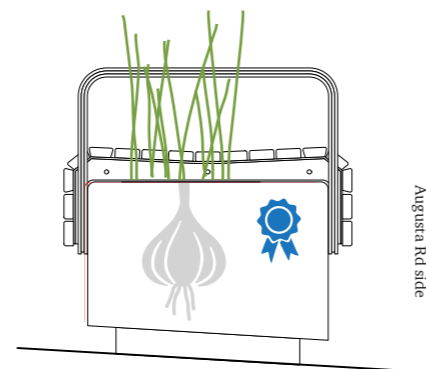
Job No: HCC003
 File: hcc_lenahvalley_oview
 Date: 28.11.2017
 © Alex Miles Nov 2017

Good-natured rivalry!
*The Lenah Valley Garden Club has been
 an integral part of social activities in
 'The Valley' for decades.*

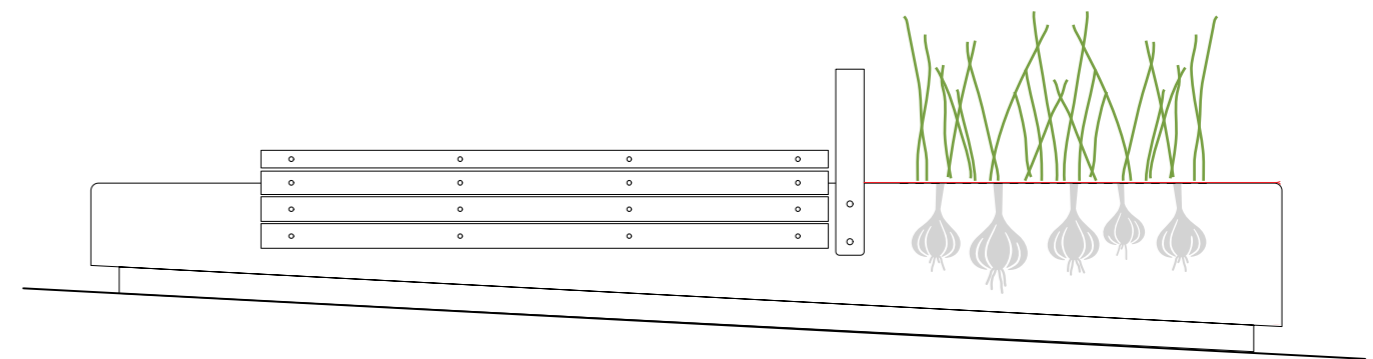
Top



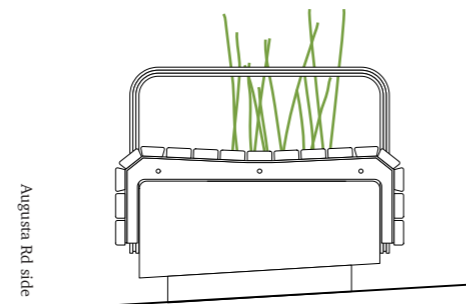
Face A



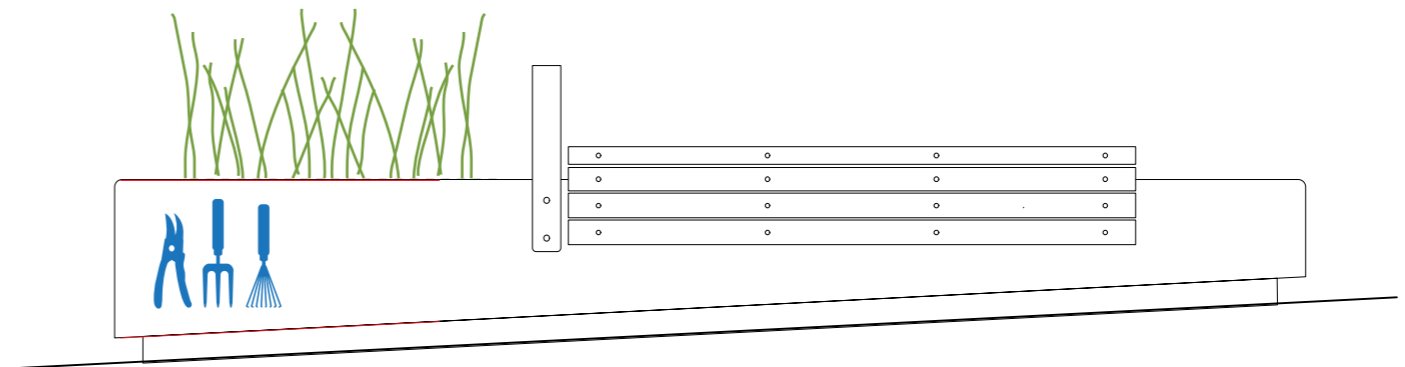
Face B



Face C



Face D



Lenah Valley Project

Surface treatment to new infrastructure:

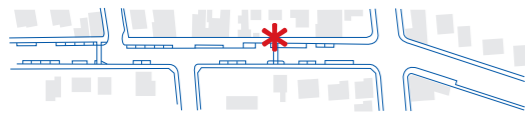

Bus Stop (to LV)

Approx 1:20

Bus stop shelter with stories sandblasted onto 4 x glass panels. Side panels remain clear for clear sightlines when inside bus shelter.

Location: Augusta Rd (northbound)

Method: Sandblasted glass (right-reading on outside of structure)



Lenah Valley Project

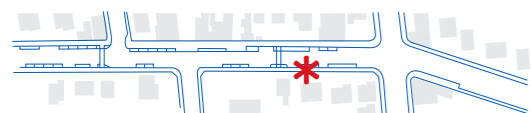
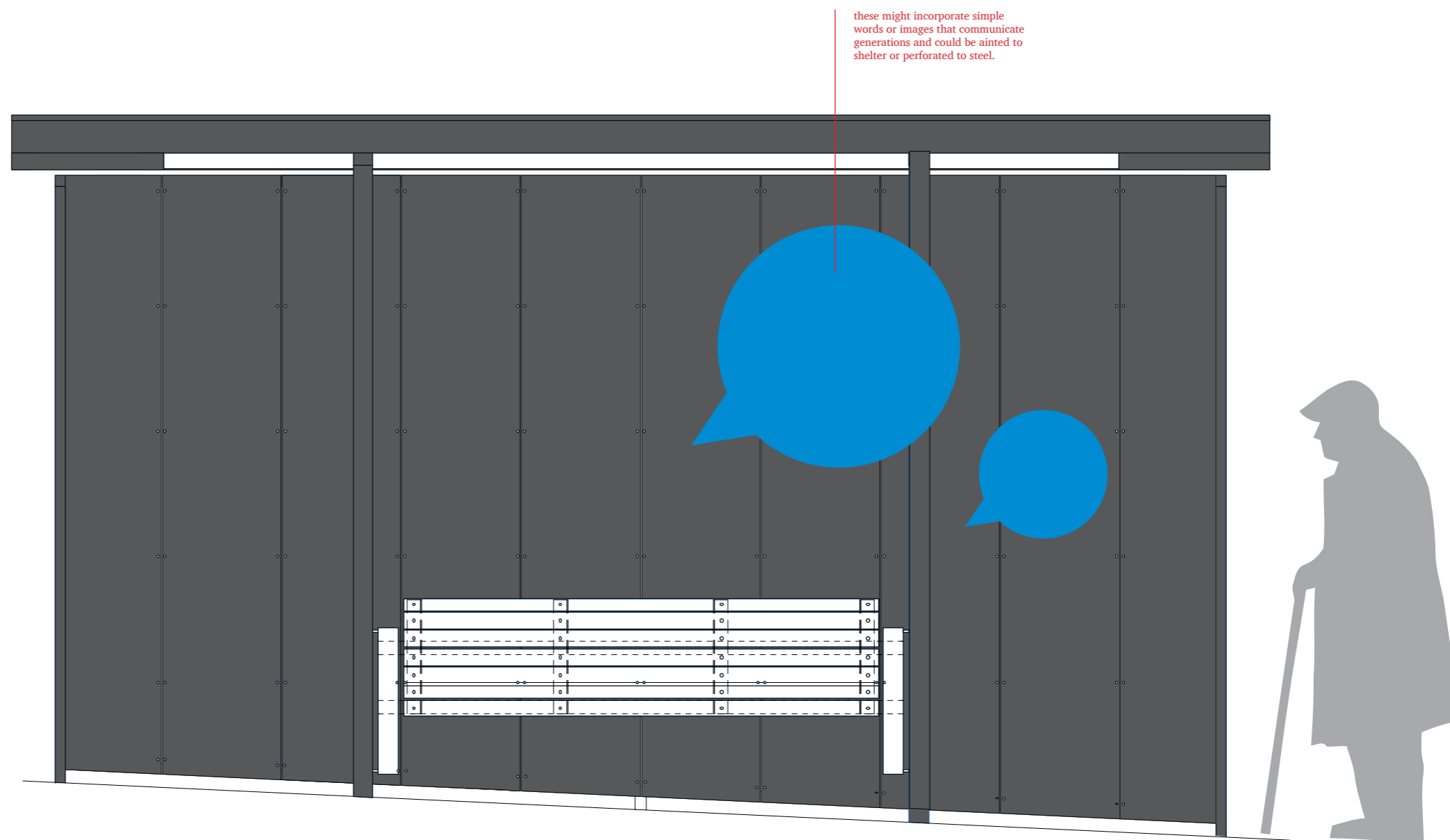
Surface treatment to new infrastructure: Bus Stop (to city)

Bus stop shelter

Location: Augusta Rd (southbound)

Method: TBC

Note: clarification needed on production management of artistic interventions



Stand-alone works

To be fabricated by artist's suppliers and installed with new infrastructure

Lenah Valley Project

Stand Alone works:

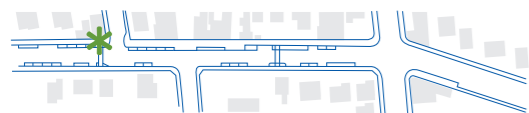
Beacon light work

In this place lightbox


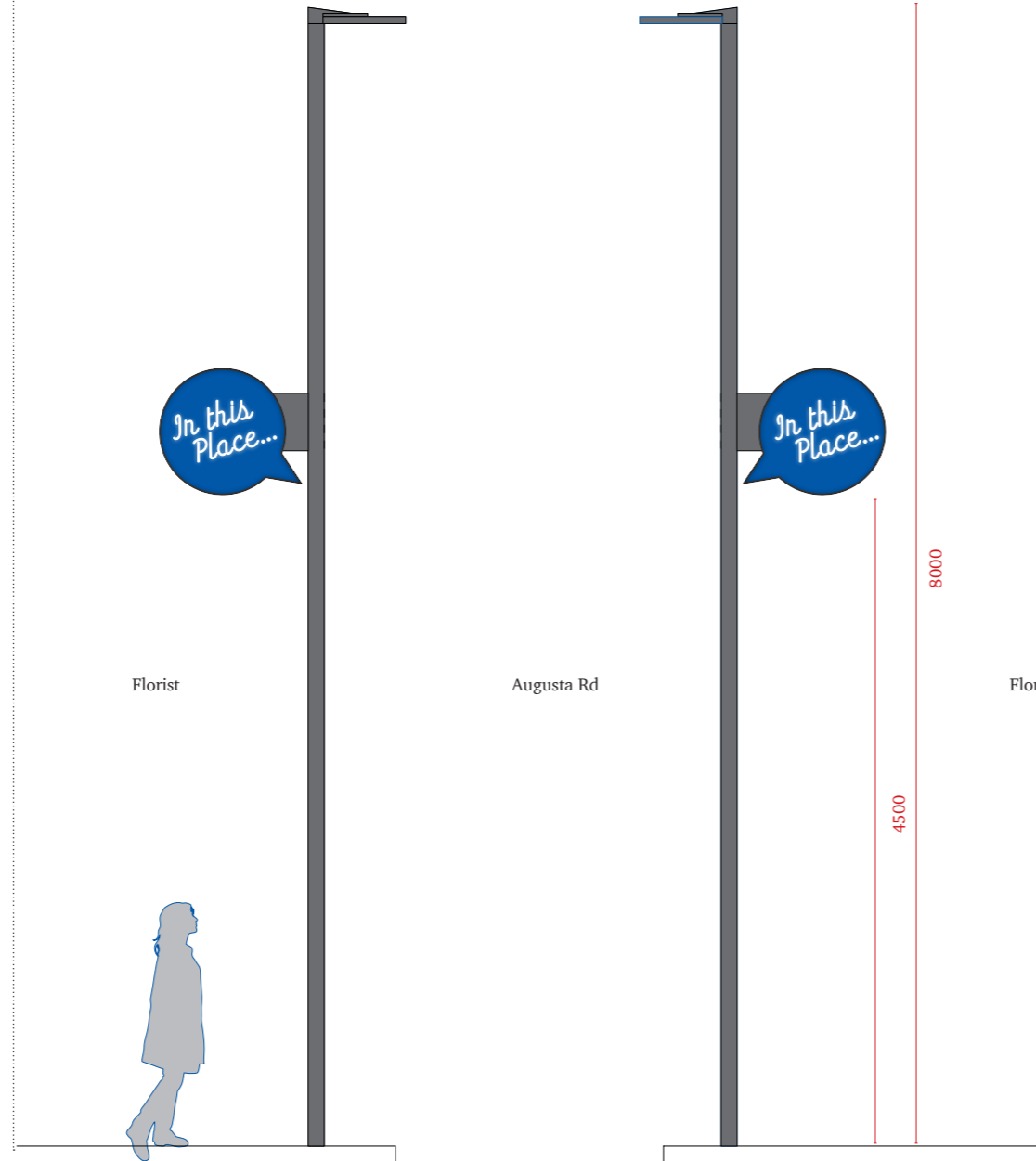
Location: Streetlight LP10
(Greenway Ave)

Method: Custom lightbox attached to new light post.

Fabricator: Saunders Signs



Job No: HCC003
File: hcc_lenahvalley_oview
Date: 28.11.2017
© Alex Miles Nov 2017



Lenah Valley Project

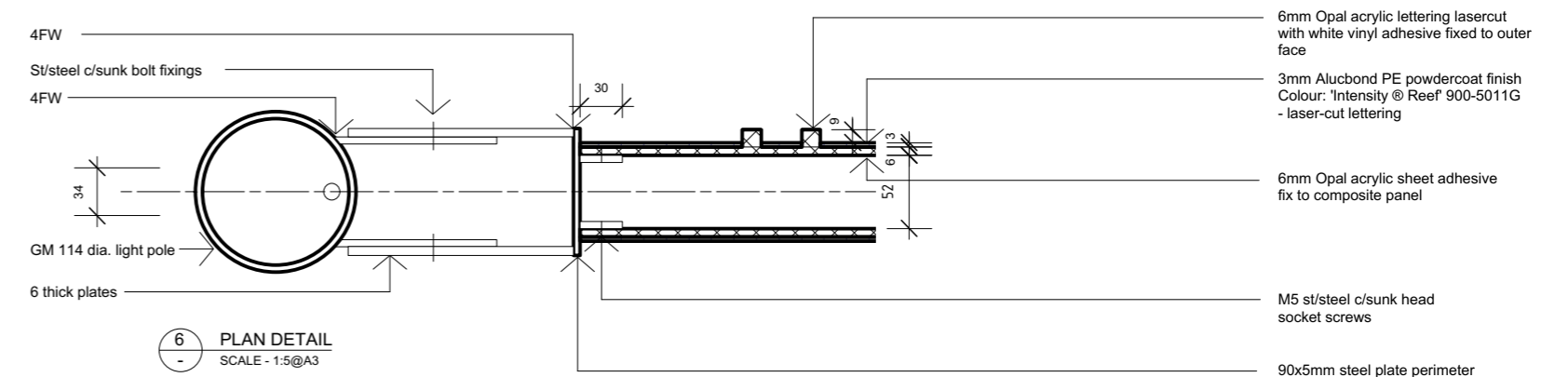
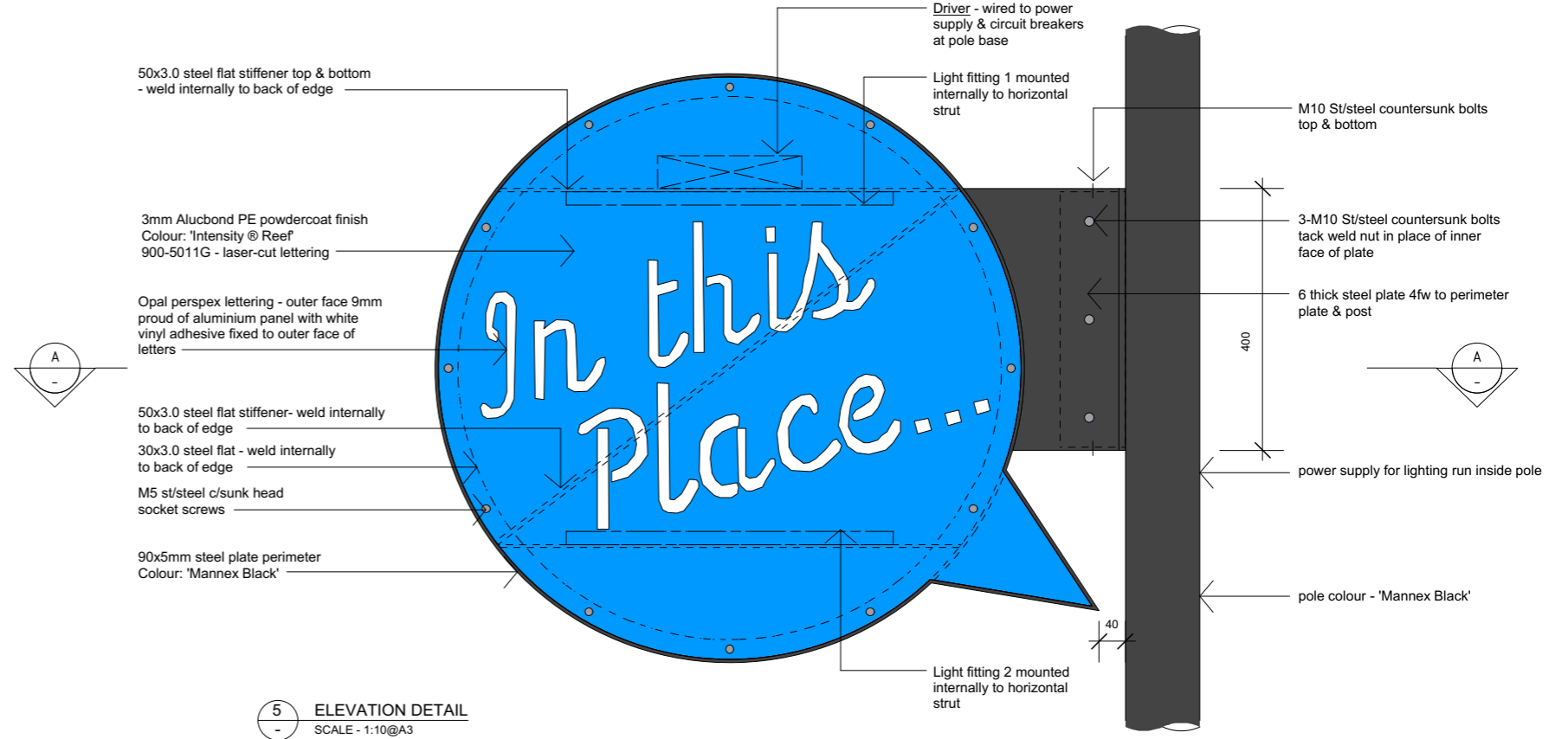
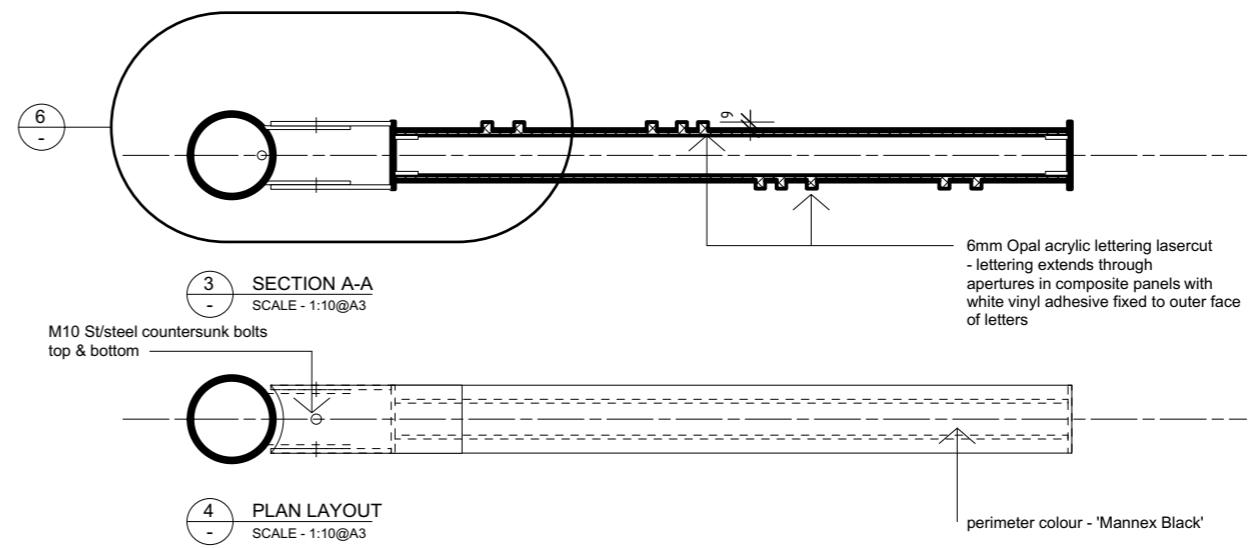
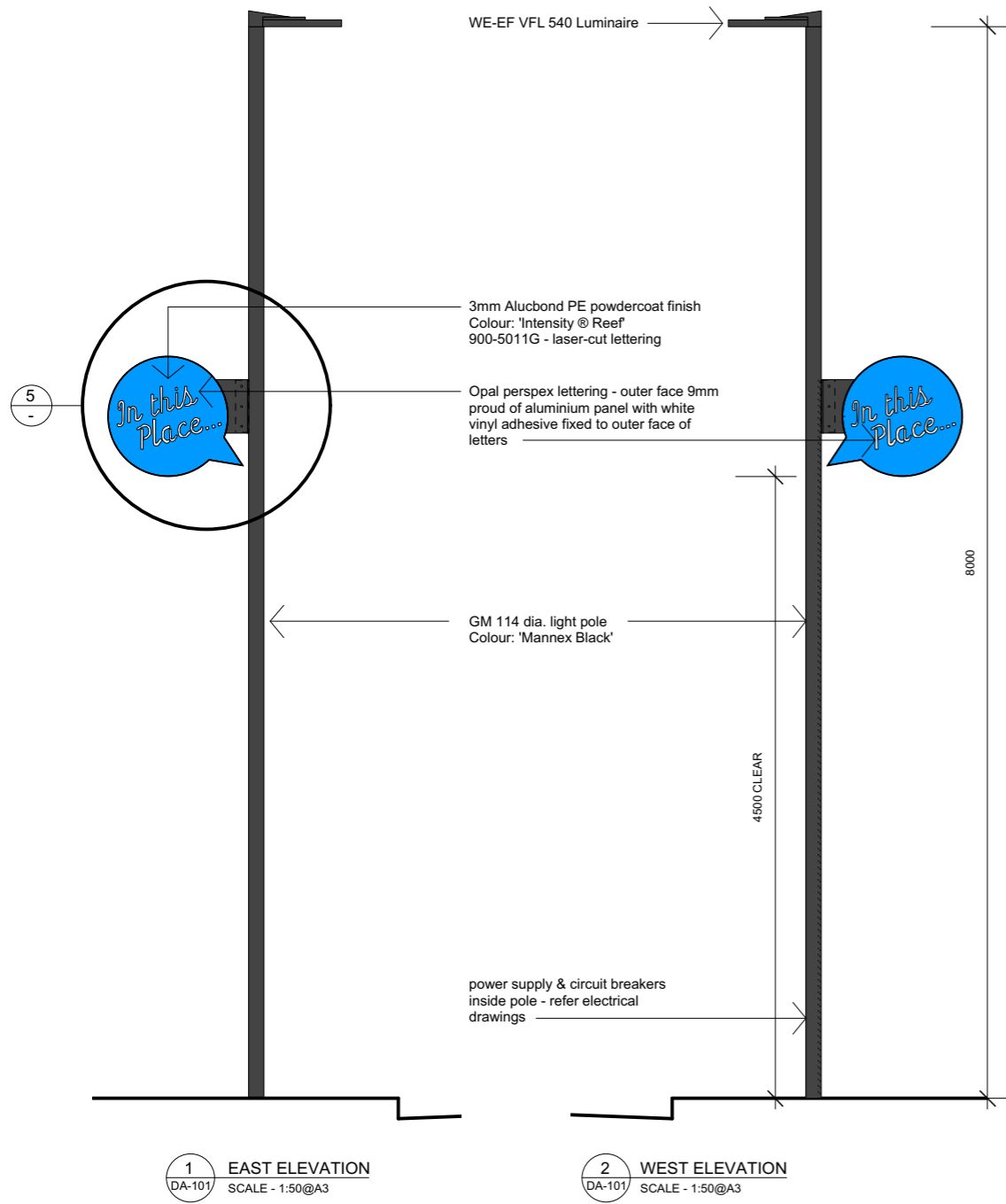
Stand Alone works:

Beacon light work

In this place lightbox

Location: Streetlight LP10
(Greenway Ave)





Nr.	Revision Description	Date
A	ISSUE FOR DA	11/10/2017
B	ISSUE FOR DA - REVISED	24/10/2017

City of HOBART

HOBART COUNCIL CENTRE
16 ELIZABETH STREET
GPO BOX 503
T: (03) 6238 2711
F: (03) 6234 9757
E: hcc@hobartcity.com.au
www.hobartcity.com.au

**DEVELOPMENT
APPLICATION
ISSUE**

Project Description		RFS Number	
Lenah Valley Retail Precinct Upgrade		17-0016	
Drawing Title	Approved	Drawn	DRG Number
Light Art Box	CHKD	KB	File
Client	Date	Discipline	Sheet Number
Infrastructure Planning	24/08/2017	A	512
	Scale		Revision
	1:10@A3		B

Lenah Valley Project

Stand Alone works: milk crate stools

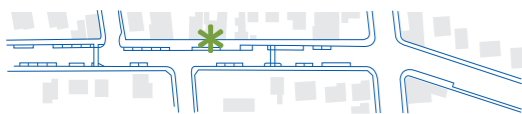
milk crate stools

Location: outside Milano Pizza

Method: Aluminium crates anchored to concrete footing. See next page for details.

Fabricator: Xanderware (TBC)

Reference/Inspiration



Job No: HCC003
File: hcc_lenahvalley_oview
Date: 28.11.2017
© Alex Miles Nov 2017

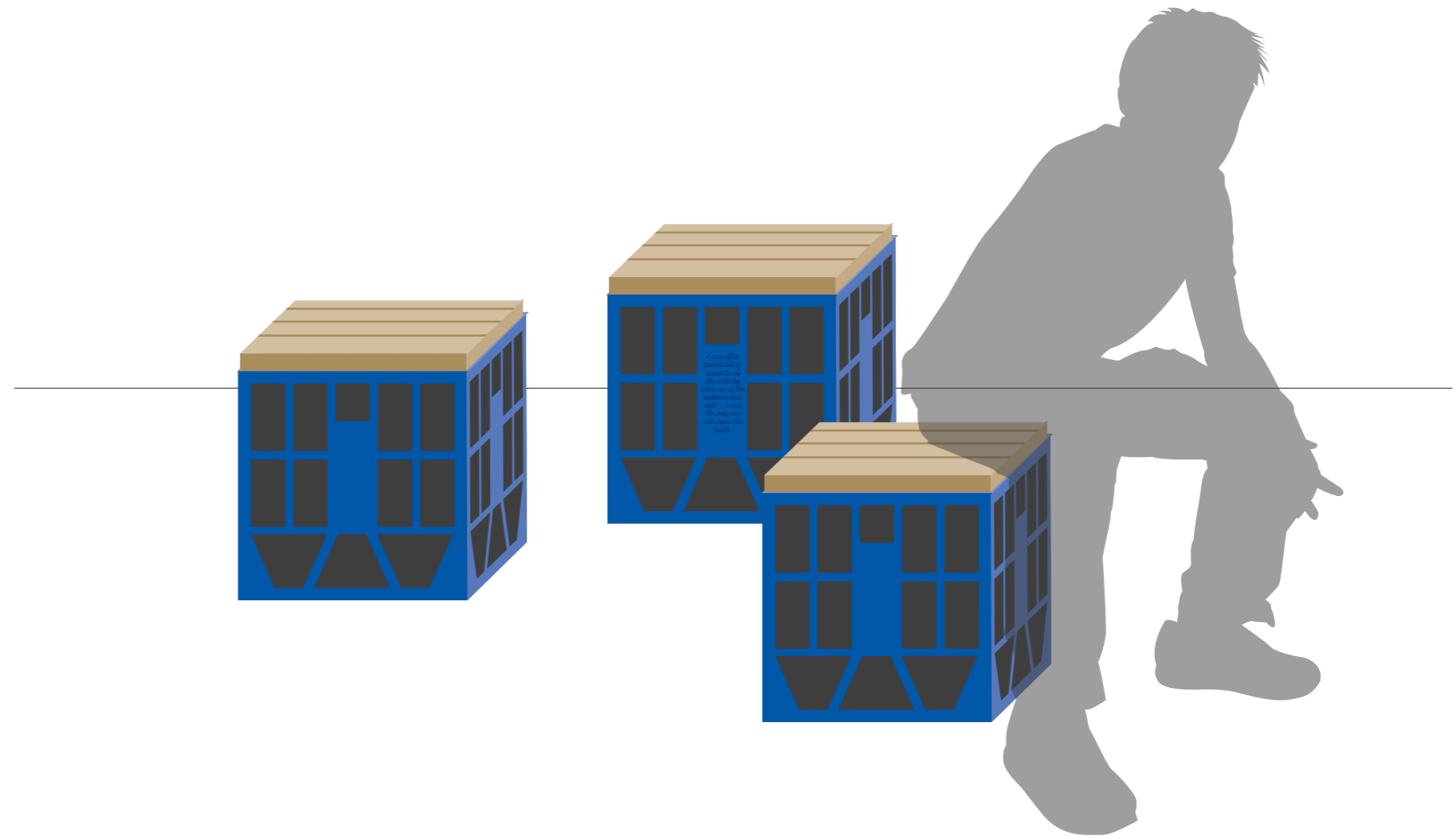
I was often pulled out of school to do the delivery when one of the milkmen was sick - I was the only one who knew the route

—

We tackled the 1967 bushfires by tipping water from milk cans from the back of milk trucks

Stories from an article about Dennis Webber the milkman (The Mercury November 11, 2013)

Dick Baker delivered milk every day on a horse and cart. Locals called him the King of the Valley.



Lenah Valley Project

Milk crate seats install option A

3 x Milk crate stools
powdercoated aluminium and hardwood
470 x 470 x 440mm

Crate structure
10mm aluminium
lasercut and welded
(sides, top, base and decorative layer)
2pac paint dulux blaze blue
fixed to concrete footing with
8mm dia galv dynabolts and 10mm spacers

Timber seat
7 x hardwood batons 25 x 65 x 260mm
celerytop hardwood
text laser engraved to surface
finished in Intergrain 'ultradeck' non-tinted natural
fixed to crate with
8mm ss countersunk screws

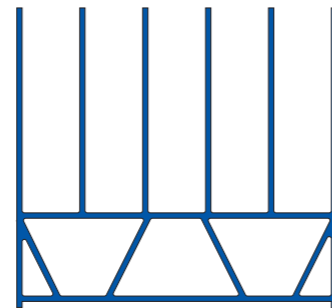
Internal sleeve
3mm aluminium
welded (sides)
2pac paint dulux natural grey
slots inside outer box




Job No: HCC003
File: hcc_lenahvalley_oview
Date: 14.03.2018
© Alex Miles Mar 2018

Components

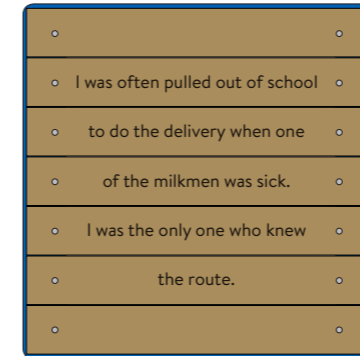
Crate structure




Crate decorative layer x 4
425 x 400mm
10mm aluminium
(welded to box side)




Crate sides x 4
450 x 400mm (mitred corners)
10mm aluminium



Seat (fixed to crate top)
Celerytop batons
25 x 65 x 260mm each
edges chamfered on top
text laser engraved to surface
fix to crate with ss dome head screws
sits within 3mm aluminium upstand



Crate top
470 x 470mm
10mm aluminium
10mm holes to accommodate 8mm
dome head screws
3mm aluminium upstand - 25mm high
to accommodate batons (radius corners)



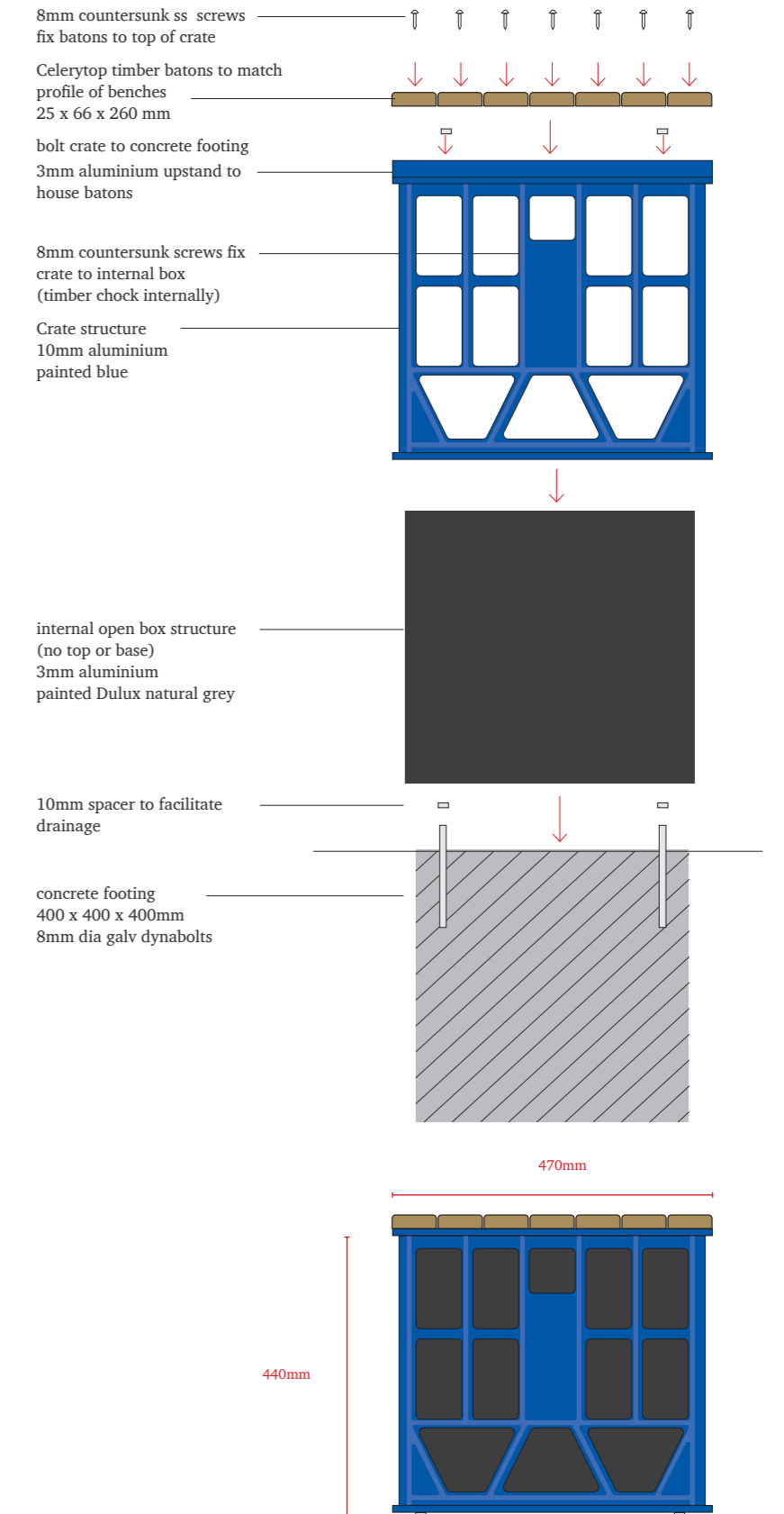
Crate base
470 x 470mm
10mm aluminium
14mm holes to accommodate 12mm chemical anchors
(to secure crate to concrete footing)

Internal sleeve



Internal box sides
3mm aluminium
427 x 400mm (mitred corners)
slips inside blue outer box

Construction



Lenah Valley Project

Milk crate seat

Story starter

○ ○

○ I was often pulled out of school ○

○ to do the delivery when one ○

○ of the milkmen was sick. ○

○ I was the only one who knew ○

○ the route. ○

○ ○

65

460

○ ○

○ ○

○ We tackled the 1967 bushfires ○

○ by tipping water from milk cans ○

○ from the back of milk trucks. ○

○ ○

○ ○

○ ○

○ Dick Baker ○

○ delivered milk every day ○

○ on a horse and cart. ○

○ Locals called him ○

○ the King of the Valley. ○

○ ○

Murals on existing infrastructure

To be painted at completion of works in each section.

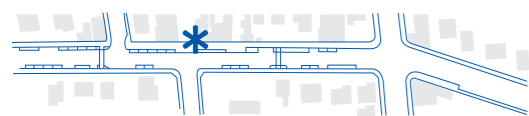
Lenah Valley Project Mural

Big roo mural

Location: side wall of cafe

Method: hand painted illustration with powdercoated aluminium silhouette containing story starter fixed to wall.

A blind-in-one-eye wallaby visits my garden most nights. I leave out some lettuce and carrots for him in the hope he wont eat too many of my plants! We co-exist happily and he brings much joy into my life.




Lenah Valley Project

Mural Story-starter alternative

Scale 1:5

Flower story starter

Approx 500 x 800mm
6mm aluminium
routed with story to 3mm
8mm holes to accommodate
countersunk tamper-proof screws
Powdercoated to match dulux blaze blue

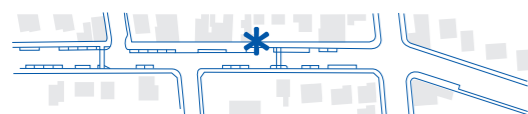



Lenah Valley Project Mural & pavers

Apple tree mural

Location: underside of newsagent awning (mural) and ground (apples)

Method: hand painted illustration with apples sandblasted and infill-painted to pavers



Lenah Valley Project


Mural Story-starter

(no text)

Scale 1:2

Flower story starter x 2 or 3

Approx 500 x 800mm
6mm aluminium
routed with story to 3mm



Lenah Valley Project Mural

*I have lived here all my life
and have seen changes...
Mr Gallagher's Butcher shop
was just around the corner.*

Cheeky dog mural

Location: side wall of chemist

Method: hand painted illustration with
powdercoated aluminium silhouette
containing story starter fixed to wall.




Lenah Valley Project

Mural Story-starter

Scale 1:5

Sausage story starter

Each sausage 60 x 225mm
6mm aluminium
routed with story to 3mm
8mm holes to accommodate
countersunk tamper-proof screws
Powdercoated to match dulux blaze blue

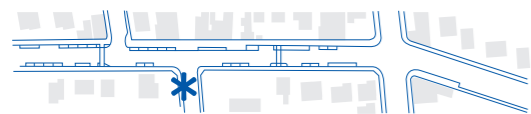


Lenah Valley Mural

Cardigan mural (japonica)

Location: side wall of medical centre

Method: hand painted illustration with powdercoated aluminium silhouette of button containing story starter fixed to wall.



Extract of poem by Diane Briggs
Planted in Common Ground

*I know you so well Japonica
You have been growing there my whole life;
weaving your branches through that wire fence;
poking your thorny blooms
out on to the footpath
catching on my childhood cardigans.*



Lenah Valley Project Mural Story-starter

Scale 1:5

Button story starter

600dia mm
6mm aluminium
routed with story to 3mm
8mm holes to accommodate
countersunk tamper-proof screws
Powdercoated to match dulux blaze blue

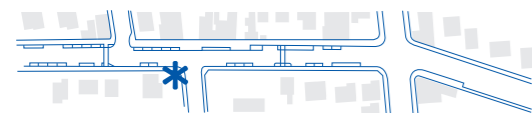


Lenah Valley Project Mural

creek mural

Location: grocer wall

Method: hand painted illustration with powdercoated aluminium silhouette containing story starter fixed to wall.



I walked trying not to fall upstream and placed the boat on the clear water. It floated down dodging the rocks and finally reached my mum.

OR

Ron Beltz the boat builder

Ron Beltz built boats in his back yard. During the great depression locals would take the day off to help wheel newly completed boats to the launch. He also used to have a projection booth and would screen movies for local children.



Lenah Valley Project Mural

creek mural

Location: grocer wall

Method: hand painted illustration with powdercoated aluminium silhouette containing paper boat story starter fixed to wall.

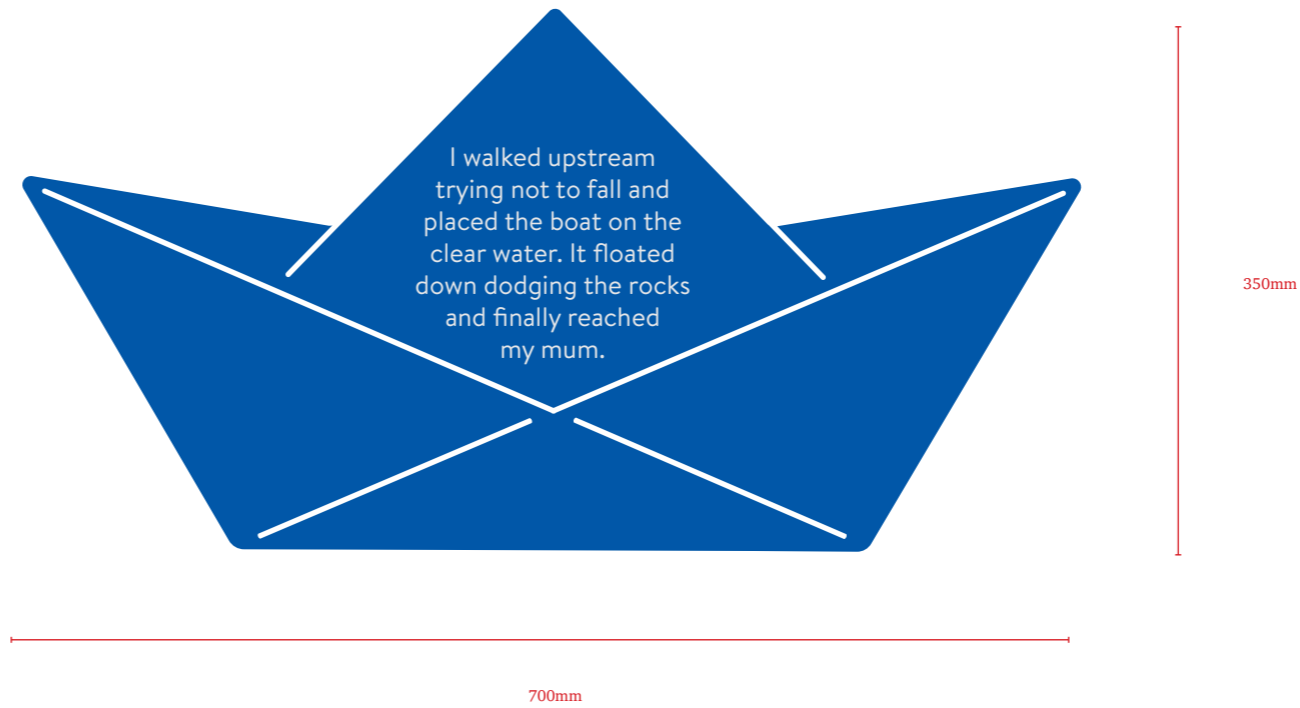


Lenah Valley Project Mural Story-starter

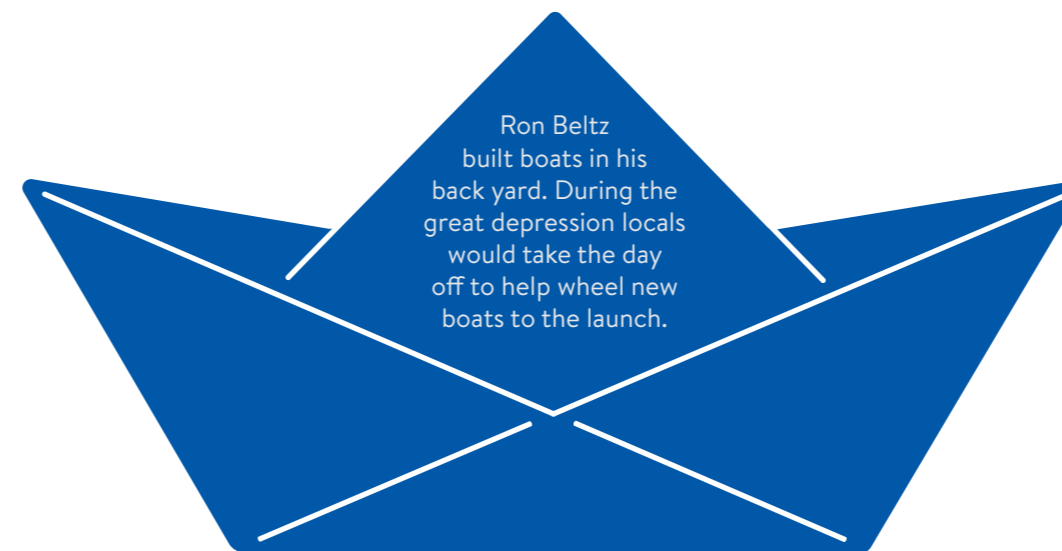
Scale 1:5

Paper boat story starter

350 x 700 mm
6mm aluminium
routed with story to 3mm
8mm holes to accommodate
countersunk tamper-proof screws
Powdercoated to match dulux blaze blue



OR



In this place...



Lena Valley

In this place...



Lena Valley



Farm Pet





FREE Blackwoods

please plant soon 😊
and give them a couple of waters this summer ☺

We would like to hear from you.

We are collecting stories from Lenah Valley locals to incorporate into public artworks for the Lenah Valley Retail Precinct Upgrade.

We would love you to share a memory, story or tale of life in Lenah Valley on this card and drop it into the Post Office, Lenah Valley Medical Centre, Whisk & Co or one of the chemists on Augusta Road by 31 October 2017.

Contact details (optional):

Name Bee Cooley

Phone/email _____

By submitting this card you agree that your response may be: published on the Your Say website; displayed in the window of a local business, or; incorporated into artworks or street furniture as part of the Lenah Valley Retail Precinct Upgrade.

Illustration: © Alex Miles 2017



The plethora of bird life is amazing - rosellas, wattle birds, wrens, honey-eaters, finches, lorikeets, blackbirds, sparrows, ravens, cockatoos, starlings - even an owl on two occasions.
Love living here!

Bee & Bern



City of HOBART

If you prefer to submit your story online, or to find out more about the project go to:

yoursay.hobartcity.com.au/in-this-place

We would like to hear from you.

We are collecting stories from Lenah Valley locals to incorporate into public artworks for the Lenah Valley Retail Precinct Upgrade.

We would love you to share a memory, story or tale of life in Lenah Valley on this card and drop it into the Post Office, Lenah Valley Medical Centre, Whisk & Co or one of the chemists on Augusta Road by 31 October 2017.

Contact details (optional):

Name ASHLYNN & HEIDI WEIR

Phone/email

By submitting this card you agree that your response may be: published on the Your Say website; displayed in the window of a local business, or; incorporated into artworks or street furniture as part of the Lenah Valley Retail Precinct Upgrade.

Illustration: © Alex Miles 2017



WE WERE BORN
IN THIS PLACE...

WE LIVE IN
THIS PLACE...

OUR HOME IS
IN THIS PLACE...

WE LOVE THIS PLACE!



City of **HOBART**

If you prefer to submit your story online, or to find out more about the project go to:

yoursay.hobartcity.com.au/in-this-place

We would like to hear from you.

We are collecting stories from Lenah Valley locals to incorporate into public artworks for the Lenah Valley Retail Precinct Upgrade.

We would love you to share a memory, story or tale of life in Lenah Valley on this card and drop it into the Post Office, Lenah Valley Medical Centre, Whisk & Co or one of the chemists on Augusta Road by 31 October 2017.

Contact details (optional):

Name Graeme CHEQUER

Phone/email _____

By submitting this card you agree that your response may be: published on the Your Say website; displayed in the window of a local business, or; incorporated into artworks or street furniture as part of the Lenah Valley Retail Precinct Upgrade.

Illustration: © Alex Miles 2017



The Lenah Valley Garden Club has been an integral part of social activities in 'The Valley' for decades. Some Members in the past were not adverse to tabling Friends vegetables in order to pip a long standing Garden Club rival. All in good natured rivalry!



City of **HOBART**

If you prefer to submit your story online, or to find out more about the project go to:

yoursay.hobartcity.com.au/in-this-place

...the valley...

History in Common Ground
 Joan Brock (Melbourne)

I would you'd see...
 ...the valley...

I grew up in LValley
 As a child I remember
 knew all our neighbour
 on the kids played in -
 Street of McCann Crescent
 We would ride our bikes a
 day. Tear down the footpa
 on our skateboards & li
 cars at full speed. No hel
 or pads on. We would put
 Mickey mouse club plays -
 all the parents in the stre
 he would knock on each oth
 front doors & have play d
 at each others houses, play
 in the pools in summer ti
 All the people in our street
 looked out for each other
 Our parents always met
 up for coffee & chats
It was awesome!

I spent the first 21 years of my life in Potter
 Rd with my family & friends from 1953 on
 fond memories of playing in the bush and
 exploring the creek near Pottery Rd, also th
 large sand banks (mostly clean fill dumped
 near McCann Cres & Edge Ave). We used to
 build bushes & make cracker bombs using
 Talc Thumbs & small balls of mud shot high
 from a willow stick over the sand banks.

Richard Hickman
 Normansville in 2014 on 20
 Brookly Creek Road. The original
 apple sheds and cottages are still
 standing. There is still a small
 orchard of apple and pear trees
 on the site and the soil on the old
 farm produced a very healthy 20
 descendants told us that Richard
 used to be a skill in producing
 his own secret stock of liquor
 in a small cooler apple cool
 in the shed. The trees from
 the original orchard were
 planted in 1953. The
 original Newmarket
 Post Office said you
 can still see the
 original site as well as
 the original site as well as



...a bill
 Tasmanian) when Computers
 first started for a
 million dollars. When I
 went & approached him
 he said that ok you
 can pay it off. Needless
 to say they rectified
 my milk bill

when I was in grade 2
 my teacher Mrs. Condo
 the (teacher) Mrs. Condo
 taught me to read
 and led in

Richard Hickman
 Normansville in 2014 on 20
 Brookly Creek Road. The original
 apple sheds and cottages are still
 standing. There is still a small
 orchard of apple and pear trees
 on the site and the soil on the old
 farm produced a very healthy 20
 descendants told us that Richard
 used to be a skill in producing
 his own secret stock of liquor
 in a small cooler apple cool
 in the shed. The trees from
 the original orchard were
 planted in 1953. The
 original Newmarket
 Post Office said you
 can still see the
 original site as well as

**WE WERE
 BORN IN
 THIS PLACE.**

The original Newmarket
 Post Office said you
 can still see the
 original site as well as

Customer Parking

In this Place...

All the children used to get together for morning and afternoon tea and the children would join in after school. Wonderful spread of food! Everyone helped everyone else in times of need. It was an idyllic childhood in Lenah Valley.

Every summer as a child, my friends and I would all go to the water hole at the Rivulet, far up along Lenah Valley Road. We would spend hours playing and exploring the surrounding forest, finding animals, secret meeting places. We would stay until dusk, then we would wander home slowly and repeat it all the next day. These memories are some of the best of my life.

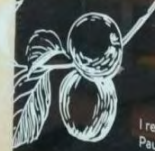
When I first came to Lenah Valley I was sure I knew I'd found my home. I was surrounded by light and color.

Silver clear waters flow down the side of the mountain, rippling over pebbles and boulders, through the bush and past the houses, eventually making their way down the creek to the river; from the mountain, whose paths I once walked, to that river in which I have swum.

Love living here! Swimming as a child in the water hole.

"Buster" in Lenah Valley lived for 40 years. and daily habits were...
...dull piano...
...night come...
...over the stove.

A blind-in-one eye wallaby as well as a pademelon. I visit my garden most nights. I leave out some lettuce, carrots and apple for him in the hope he won't eat too many of my plants! He loves geraniums and pelargoniums and put a little fence around those. We co-exist happily and he brings much joy into my life.



I remember when the newsagency was next to the Bread...
Pauline gave me hope when I thought I had a losing Tatts ticket...
... "You've done well Andy - \$197!"















We co-exist happily
and he brings much
joy into my life.

A blind-in-one-eye
wallaby visits my
garden most nights.
I leave out some
lettuce and carrots
for him in the hope
he won't eat too
many of my
plants!





The house I live in is truly a family home. Although it is a modest, weathered...

I live at the end of Giblin Street. It's full of life - wattle birds and plovers call...

The Lenah Valley Garden Club has been an integral part of the...

In the past, some members were not averse to tabling a friend's...



In this
Place...